

Capacity is listed as instant reference and depends on operation conditions.

## GATE-CUT TABLE

## ACT-30

Gate cutting(at a time) for many quantity molded products.

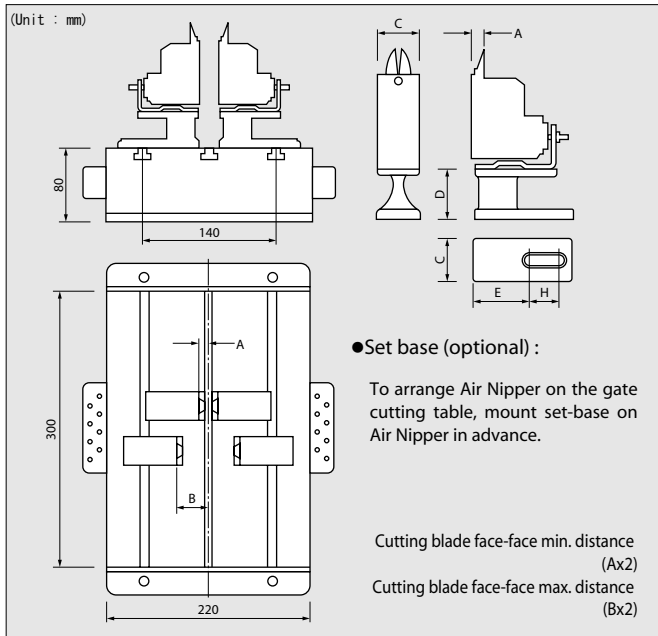
- \* Max. 8-20pcs. of molded products can be gate-cut at a time.
- \* Everyone can change the air nipper position on the table easily (due to change of moldings).
- \* Chute position can be adjusted optionally. Together with up-down travel, the angle can be changed up to 45° from horizontal level. In addition, special chute also can be manufactured.

Standard set detail (Air nipper, Blade : optional)


- \* Table 1 unit \* Gate receiving base 1 set \* Foot switch 1 unit
- \* Chuter 1set \* TC-02 1 unit \* Accessories 1 set

Capacity $\phi$ mm ABS resin	Applicable Model No.	Max. arrangement on table
3.0	GT-NY05 / NY05R/NY05-4 / NY05R-4	8 UNITS
3.5	GT-NY10 / NY10R / NY10-4 / NY10R-4	—
4.0	GT-NY15 / NY15R / NY15-4 / NY15R-4	—
1.5	GT-NT03 / NTO3R / NTO3-4 / NTO3R-4	8 UNITS
2.5	GT-NT05 / NTO5R / NTO5-4 / NTO5R-4	8 UNITS
3.5	GT-NT10 / NT10R / NT10-6 / NT10R-6	—

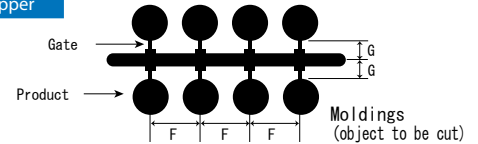
By extended piping, max. 20pcs. of NT 03, max. 16pcs. of NY05, max. 12pcs. of NT05 can be installed. Please consult with us on NY10, NY20, NT10, NT20.



We quote, according to your molded sample, complete gate cut table.



### How to select Air Nipper

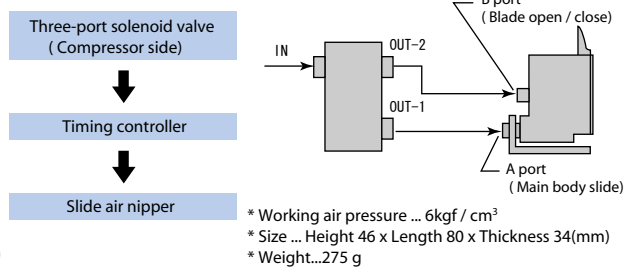



- ① Measure the gate thickness, and select the model of Air Nipper from the cutting capacity as below.
- ② If G (moldings) is larger than A (of the model selected in ①), and if F is larger than C or the same each other, that model should be decided. (However, unless G is larger than A by 1-2mm, there is a difficulty when putting the product in the blade.)
- ③ If G is smaller than A, the separate (special) blade is needed.
- ④ If F is smaller than C, it should be arranged every other product, and cutting twice is required. Or, the spec blade should be used.

Applicable Model No.	Each dimension of part					
	A	B	C	D	E	H
GT-NY05/NY05R/NY05-4/NY05R-4	8.6	27	23	50	40	15
GT-NY10/NY10R/NY10-4/NY10R-4	8.8	26	28	45	40	20
GT-NY15/NY15R/NY15-4/NY15R-4	10.2	22	33	40	45	25
GT-NT03/NTO3R/NTO3-4/NTO3R-4	9	29	19	36	50	20
GT-NT05/NTO5R/NTO5-4/NTO5R-4	10	30	32	40	49	20
GT-NT10/NT10R/NT10-6/NT10R-6	12	30	38	35	49	20

## TIMING CONTROLLER

- \* Connected between the compressor and the slide-off air nipper and to adjust the slide and cut timing.
- \* Its control range is wide, and also timing control is easy.



## TC-02

## AIR NIPPER MOUNTING BRACKETS

### For Round Type Nipper

Air Nipper not included



- \* Precise Angle Adjustment is possible.
- \* Tougher for Loosen.

EDP No.	Model No.	Size $\phi$ mm	Rotation Degree	Weight g
851174	NR10LST	36	(L/R)45°	344
851724	NR20ST	45	(L/R)45°	385
851775	NR30ST	56	(L/R)45°	535

CAUTION ! Shut off the air supply before blade mount/dismount.